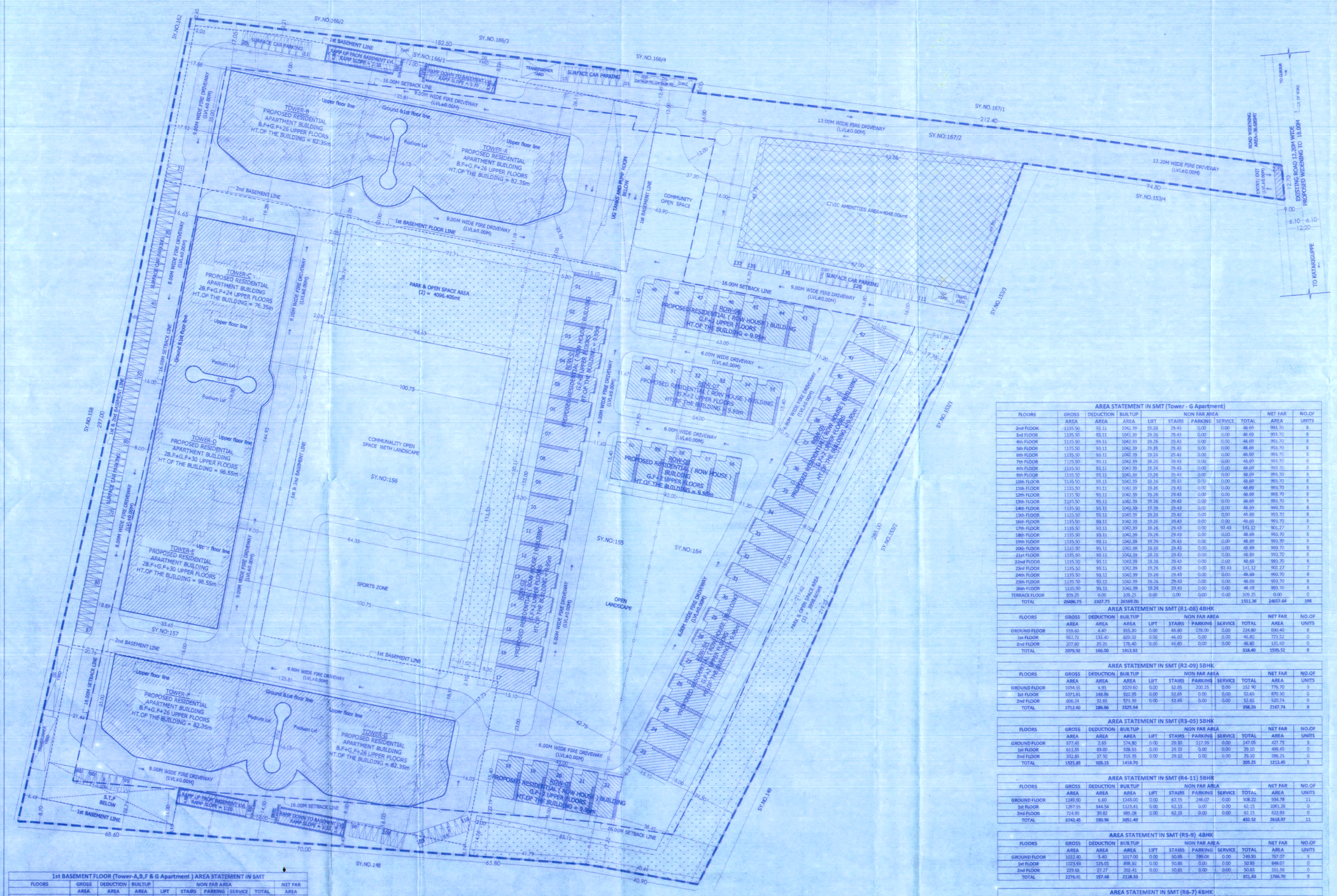

DEVELOPMENT PLAN
SCALE = 1:650

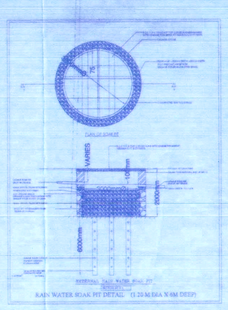

SCALE 1:650 | ORIENTATION N

SURVEY SKETCH (N.T.S)



KEY MAP (N.T.S)

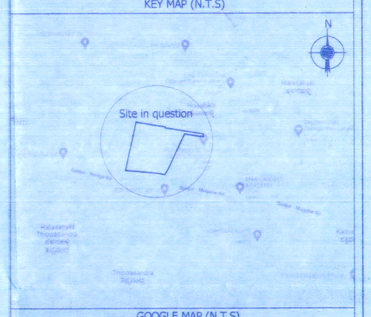

GOOGLE MAP (N.T.S)

AREA STATEMENT IN SMT (Tower - G Apartment)

FLOORS	GROSS AREA	DEDUCTION AREA	BUILTUP AREA	NON FAR AREA LIFT	STAIRS	PARKING	SERVICE	TOTAL	NET FAR AREA	NO.OF UNITS
2nd FLOOR	1135.50	93.11	1042.39	19.26	29.43	0.00	0.00	48.69	993.70	8
3rd FLOOR	1135.50	93.11	1042.39	19.26	29.43	0.00	0.00	48.69	993.70	8
4th FLOOR	1135.50	93.11	1042.39	19.26	29.43	0.00	0.00	48.69	993.70	8
5th FLOOR	1135.50	93.11	1042.39	19.26	29.43	0.00	0.00	48.69	993.70	8
6th FLOOR	1135.50	93.11	1042.39	19.26	29.43	0.00	0.00	48.69	993.70	8
7th FLOOR	1135.50	93.11	1042.39	19.26	29.43	0.00	0.00	48.69	993.70	8
8th FLOOR	1135.50	93.11	1042.39	19.26	29.43	0.00	0.00	48.69	993.70	8
9th FLOOR	1135.50	93.11	1042.39	19.26	29.43	0.00	0.00	48.69	993.70	8
10th FLOOR	1135.50	93.11	1042.39	19.26	29.43	0.00	0.00	48.69	993.70	8
11th FLOOR	1135.50	93.11	1042.39	19.26	29.43	0.00	0.00	48.69	993.70	8
12th FLOOR	1135.50	93.11	1042.39	19.26	29.43	0.00	0.00	48.69	993.70	8
13th FLOOR	1135.50	93.11	1042.39	19.26	29.43	0.00	0.00	48.69	993.70	8
14th FLOOR	1135.50	93.11	1042.39	19.26	29.43	0.00	0.00	48.69	993.70	8
15th FLOOR	1135.50	93.11	1042.39	19.26	29.43	0.00	0.00	48.69	993.70	8
16th FLOOR	1135.50	93.11	1042.39	19.26	29.43	0.00	0.00	48.69	993.70	8
17th FLOOR	1135.50	93.11	1042.39	19.26	29.43	0.00	92.43	141.12	901.27	7
18th FLOOR	1135.50	93.11	1042.39	19.26	29.43	0.00	0.00	48.69	993.70	8
19th FLOOR	1135.50	93.11	1042.39	19.26	29.43	0.00	0.00	48.69	993.70	8
20th FLOOR	1135.50	93.11	1042.39	19.26	29.43	0.00	0.00	48.69	993.70	8
21st FLOOR	1135.50	93.11	1042.39	19.26	29.43	0.00	0.00	48.69	993.70	8
22nd FLOOR	1135.50	93.11	1042.39	19.26	29.43	0.00	0.00	48.69	993.70	8
23rd FLOOR	1135.50	93.11	1042.39	19.26	29.43	0.00	92.43	141.12	901.27	7
24th FLOOR	1135.50	93.11	1042.39	19.26	29.43	0.00	0.00	48.69	993.70	8
25th FLOOR	1135.50	93.11	1042.39	19.26	29.43	0.00	0.00	48.69	993.70	8
26th FLOOR	1135.50	93.11	1042.39	19.26	29.43	0.00	0.00	48.69	993.70	8
TERRACE FLOOR	109.25	0.00	109.25	0.00	0.00	0.00	0.00	109.25	0.00	0
TOTAL	28496.75	2327.75	26169.00					1511.36	24657.64	198

AREA STATEMENT IN SMT (R1-08) 4BHK

FLOORS	GROSS AREA	DEDUCTION AREA	BUILTUP AREA	NON FAR AREA LIFT	STAIRS	PARKING	SERVICE	TOTAL	NET FAR AREA	NO.OF UNITS
GROUND FLOOR	918.60	4.40	915.20	0.00	46.80	178.00	0.00	224.80	690.40	8
1st FLOOR	952.72	132.40	820.32	0.00	46.80	0.00	0.00	46.80	773.52	0
2nd FLOOR	207.60	20.20	187.40	0.00	46.80	0.00	0.00	46.80	141.60	0
TOTAL	2079.92	156.00	1923.92					318.40	1595.52	8

AREA STATEMENT IN SMT (R2-09) 5BHK

FLOORS	GROSS AREA	DEDUCTION AREA	BUILTUP AREA	NON FAR AREA LIFT	STAIRS	PARKING	SERVICE	TOTAL	NET FAR AREA	NO.OF UNITS
GROUND FLOOR	1094.55	4.95	1029.60	0.00	52.65	200.25	0.00	252.90	776.70	9
1st FLOOR	1071.81	148.86	922.95	0.00	52.65	0.00	0.00	52.65	870.30	0
2nd FLOOR	606.24	32.85	573.39	0.00	52.65	0.00	0.00	52.65	520.74	0
TOTAL	2712.60	186.66	2525.94					358.20	2167.74	9

AREA STATEMENT IN SMT (R3-05) 5BHK

FLOORS	GROSS AREA	DEDUCTION AREA	BUILTUP AREA	NON FAR AREA LIFT	STAIRS	PARKING	SERVICE	TOTAL	NET FAR AREA	NO.OF UNITS
GROUND FLOOR	577.45	2.65	574.80	0.00	29.30	117.95	0.00	147.05	427.75	5
1st FLOOR	611.55	83.00	528.55	0.00	29.30	0.00	0.00	29.30	499.25	0
2nd FLOOR	332.85	17.50	315.35	0.00	29.30	0.00	0.00	29.30	286.25	0
TOTAL	1521.85	103.15	1418.70					205.25	1213.45	5

AREA STATEMENT IN SMT (R4-11) 5BHK

FLOORS	GROSS AREA	DEDUCTION AREA	BUILTUP AREA	NON FAR AREA LIFT	STAIRS	PARKING	SERVICE	TOTAL	NET FAR AREA	NO.OF UNITS
GROUND FLOOR	1249.60	6.60	1243.00	0.00	62.15	246.07	0.00	308.22	934.78	11
1st FLOOR	1267.95	144.54	1123.41	0.00	62.15	0.00	0.00	62.15	1061.26	0
2nd FLOOR	724.90	39.82	685.08	0.00	62.15	0.00	0.00	62.15	622.93	0
TOTAL	3242.45	190.96	3051.49					432.52	2618.97	11

AREA STATEMENT IN SMT (R5-9) 4BHK

FLOORS	GROSS AREA	DEDUCTION AREA	BUILTUP AREA	NON FAR AREA LIFT	STAIRS	PARKING	SERVICE	TOTAL	NET FAR AREA	NO.OF UNITS
GROUND FLOOR	1022.40	5.40	1017.00	0.00	50.85	199.08	0.00	249.93	767.07	5
1st FLOOR	1023.69	125.03	898.92	0.00	50.85	0.00	0.00	50.85	848.07	0
2nd FLOOR	229.68	27.77	202.41	0.00	50.85	0.00	0.00	50.85	151.56	0
TOTAL	2275.81	157.68	2118.33					351.63	1766.70	9

AREA STATEMENT IN SMT (R6-7) 4BHK

FLOORS	GROSS AREA	DEDUCTION AREA	BUILTUP AREA	NON FAR AREA LIFT	STAIRS	PARKING	SERVICE	TOTAL	NET FAR AREA	NO.OF UNITS
GROUND FLOOR	858.50	3.71	854.79	0.00	40.74	165.20	0.00	205.94	598.85	7
1st FLOOR	818.23	116.20	702.03	0.00	40.74	0.00	0.00	40.74	661.29	0
2nd FLOOR	178.15	20.72	157.43	0.00	40.74	0.00	0.00	40.74	116.69	0
TOTAL	1854.88	140.63	1714.25					287.42	1376.83	7

AREA STATEMENT IN SMT (R7-6) 4BHK

FLOORS	GROSS AREA	DEDUCTION AREA	BUILTUP AREA	NON FAR AREA LIFT	STAIRS	PARKING	SERVICE	TOTAL	NET FAR AREA	NO.OF UNITS
GROUND FLOOR	693.00	3.18	689.82	0.00	34.92	141.60	0.00	176.52	513.30	6
1st FLOOR	701.34	99.60	601.74	0.00	34.92	0.00	0.00	34.92	566.82	0
2nd FLOOR	152.78	17.76	135.02	0.00	34.92	0.00	0.00	34.92	100.10	0
TOTAL	1547.10	120.54	1426.56					246.36	1180.20	6

AREA STATEMENT IN SMT (R8-05) 5BHK

FLOORS	GROSS AREA	DEDUCTION AREA	BUILTUP AREA	NON FAR AREA LIFT	STAIRS	PARKING	SERVICE	TOTAL	NET FAR AREA	NO.OF UNITS
GROUND FLOOR	577.45	2.65	574.80	0.00	29.30	117.95	0.00	147.05	427.75	5
1st FLOOR	611.55	83.00	528.55	0.00	29.30	0.00	0.00	29.30	499.25	0
2nd FLOOR	332.85	17.50	315.35	0.00	29.30	0.00	0.00	29.30	286.25	0
TOTAL	1521.85	103.15	1418.70					205.25	1213.45	5

CONSOLIDATED AREA STATEMENT IN SMT

DESCRIPTION	GROSS AREA	DEDUCTION AREA	BUILTUP AREA	NON FAR AREA LIFT	STAIRS	PARKING	SERVICE	TOTAL	NET FAR AREA	NO.OF UNITS	EWS UNITS	TOTAL NO.OF UNITS	GROUND COVERAGE AREA
BASEMENT	41380.00	38.54	41342.46		-			-	41342.53	120.93	-	-	-
COMMON (G.F+1ST FLOOR)	27171.82	38.32	27133.30		-			-	26833.68	300.42	-	-	-
ROW HOUSE	26706.66	1388.77	25317.89		-			-	2605.08	23112.86	60	60	4449.01
TOWER-A	28496.75	2327.75	26169.00		-			-	1511.36	24657.64	198	198	4194.50
TOWER-B	28496.75	2327.75	26169.00		-			-	1511.36	24657.64	198	198	
TOWER-C	18338.11	135.25	18182.86		-			-	1228.75	16954.12	(274-130) 144	130 / 274	3177.65
TOWER-D	24334.12	680.63	23653.49		-			-	1783.14	21870.35	113	113	
TOWER-E	24334.12	680.63	23653.49		-			-	1783.14	21870.35	113	113	
TOWER-F	28496.75	2327.75	26169.00		-			-	1511.36	24657.64	198	198	4194.50
TOWER-G	28496.75	2327.75	26169.00		-			-	1511.36	24657.64	198	198	
GRAND TOTAL	269457.83	12073.94	254384.49						81305.91	172878.58	1322	1352	20423.66

RESIDENTIAL DEVELOPEMENT PLAN AREA STATEMENT IN SMT

(1)	TOTAL SITE AREA	80936.00sqmt (20A-00G)	
	ROAD WIDENING AREA	36.68.sqmt	(-)
	NET SITE AREA	80899.32sqmt	
SL.NO	PARTICULARS	AS PER Z.R	AS PER PLAN
1.	PARK & OPEN SPACES	8093.60sqmt (10.00%)	8095.00sqmt (10.00%)
2.	CIVIC AMENITIES	4046.80sqmt (5.00%)	4048.00sqmt (5.00%)
3.	95% SITE AREA	----------	Area considered for FAR (80936 - 4046 = 76888.00sqmt) Area considered for Coverage (76888 - 36.68= 76851.32sqmt)
4.	COVERAGE	55.00%	20415.66 /76851.32 = 26.56% < 55.00%
5.	PERM.FAR	2.25	172878.58 / 76888.00 = 2.248 < 2.25
6.	HT/.OF THE BUILDING	ABOVE 50.00M	RESI.APARTMENT BUILDING HT/.= 98.55M RESI.(R1 TO R8) BUILDING HT/.= 9.95M
7.	NO OF FLOORS	----------	2B.F+G.F+30 UPPER FLOORS (RES.APART.) G.F+02 UPPER FLOORS (R1 TO R8)
8.	NO OF UNITS	----------	RESI.APARTMENT = 1162 Units; RESI.(R1 TO R8) = 60 Units; RESI.EWS UNITS = 130 Units; → 1352Units
9.	SETBACK	FRONT = 16.00m; REAR = 16.00m; LEFT = 16.00m; RIGHT = 16.00m	FRONT = 19.75m; REAR = 16.65m; LEFT = 17.05m; RIGHT = 16.05m
10.	CAR PARKING STATEMENT: FLATS MORE THAN 50smt < 225smt (1162units) = 1162cars; FLATS MORE THAN 225smt < 300smt (60Unitsx2) = 120cars; EWS FLATS LESS THAN 50smt (130units/02) = 65cars; 10% VISITORS PARKING = 136cars; TOTAL = 1483cars		
11.	CAR PARKING	1483cars	2051cars
12.			1ST BASEMENT PARKING = 974cars; 2ND BASEMENT PARKING = 400cars; GROUND FLOOR PARKING = 270cars; 1ST FLOOR PARKING = 270cars; SURFACE PARKING = 137cars → 2051cars

LEGEND

- Site Boundary
- 16.00m Setback line
- Basement line
- Road Widening
- Residential building
- Civic amenities
- Park & open spaces

OWNER'S SIGNATURE :-

M/s.DISHA HABITAT PROJECTS LLP.
(Rep.By its Designated Partner)

1). Sri.Gunaranjan.J

2). Sri.Dharmananda Rao

ARCHITECT'S SIGNATURE :-

N.GANESH, B.E.....FIV.,
Regd Eng B.C.C/B.L/3.6/E-4289/17-18

JOB TITLE:
PROPOSED RESIDENTIAL DEVELOPMENT PLAN
AT SY.NO- 154,155,156,157,166/1,167/2 OF
HALASAHALLI-THIPPASANDRA VILLAGE,
SARJAPURA HOBLI, ANEKAL TALUK, BANGALORE.

DEVELOPMENT PLAN

SHEET : 01 OF 01

1st BASEMENT FLOOR (Tower-A,B,F & G Apartment) AREA STATEMENT IN SMT

FLOORS	GROSS AREA	DEDUCTION AREA	BUILTUP AREA	NON FAR AREA LIFT	STAIRS	PARKING	SERVICE	TOTAL	NET FAR AREA
1ST BASEMENT FLOOR	30358.00	21.81	30336.09	121.37	213.26	27945.57	1957.00	30237.16	98.93
TOTAL	30358.00	21.81	30336.09					30237.16	98.93

2nd BASEMENT FLOOR (Tower-C,D & E Apartment) AREA STATEMENT IN SMT

FLOORS	GROSS AREA	DEDUCTION AREA	BUILTUP AREA	NON FAR AREA LIFT	STAIRS	PARKING	SERVICE	TOTAL	NET FAR AREA
2ND BASEMENT FLOOR	11228.00	16.63	11211.37	60.27	151.88	11028.22	0.00	11160.37	21.00
TOTAL	11228.00	16.63	11211.37					11160.37	21.00

COMBINED 1st&2nd BASEMENT FLOORS (Tower-A,B,C,D,E,F & G Apartment) AREA STATEMENT IN SMT

FLOORS	GROSS AREA	DEDUCTION AREA	BUILTUP AREA	NON FAR AREA LIFT	STAIRS	PARKING	SERVICE	TOTAL	NET FAR AREA
TOTAL	41586.00	38.54	41547.46	181.64	365.14	38943.79	1957.00	41397.53	119.93

COMMON (Tower-A & B) AREA STATEMENT IN SMT

FLOORS	GROSS AREA	DEDUCTION AREA	BUILTUP AREA	NON FAR AREA LIFT	STAIRS	PARKING	SERVICE	TOTAL	NET FAR AREA	NO.OF UNITS
GROUND FLOOR	4195.82	1.32	4194.50	38.52	58.86	3885.54	200.00	4182.92	57.58	0
1st FLOOR	4195.82	1.32	4194.50	38.52	58.86	4095.54	0.00	4196.92	57.58	0
TOTAL	8391.64	2.64	8389.00					8379.84	115.16	0

COMMON (Tower-C,D & E) AREA STATEMENT IN SMT

FLOORS	GROSS AREA	DEDUCTION AREA	BUILTUP AREA	NON FAR AREA LIFT	STAIRS	PARKING	SERVICE	TOTAL	NET FAR AREA	NO.OF UNITS
GROUND FLOOR	5194.27	16.62	5177.65	60.27	132.18	4795.17	200.00	5187.62	35.05	0
1st FLOOR	5194.27	16.62	5177.65	60.27	132.18	4995.17	0.00	5187.62	35.05	0
TOTAL	10388.54	33.24	10355.30					10375.24	70.10	0

COMMON (Tower-F & G) AREA STATEMENT IN SMT

FLOORS	GROSS AREA	DEDUCTION AREA	BUILTUP AREA	NON FAR AREA LIFT	STAIRS	PARKING	SERVICE	TOTAL	NET FAR AREA	NO.OF UNITS
GROUND FLOOR	4195.82	1.32	4194.50	38.52	58.86	3885.54	200.00	4182.92	57.58	0
1st FLOOR	4195.82	1.32	4194.50	38.52	58.86	4095.54	0.00	4196.92	57.58	0
TOTAL	8391.64	2.64	8389.00					8379.84	115.16	0

AREA STATEMENT IN SMT (Tower - A Apartment)

FLOORS	GROSS AREA	DEDUCTION AREA	BUILTUP AREA	NON FAR AREA LIFT	STAIRS	PARKING	SERVICE	TOTAL	NET FAR AREA	NO.OF UNITS
2nd FLOOR	1135.50	93.11	1042.39	19.26	29.43	0.00	0.00	48.69	993.70	8
3rd FLOOR	1135.50	93.11	1042.39	19.26	29.43	0.00	0.00	48.69	993.70	8
4th FLOOR	1135.50	93.11	1042.39	19.26	29.43	0.00	0.00	48.69	993.70	8
5th FLOOR	1135.50	93.11	1042.39	19.26	29.43	0.00	0.00	48.69	993.70	8
6th FLOOR	1135.50	93.11	1042.39	19.26	29.43	0.00	0.00	48.69	993.70	8
7th FLOOR	1135.50	93.11	1042.39	19.26	29.43	0.00	0.00	48.69	993.70	8
8th FLOOR	1135.50	93.11	1042.39	19.26	29.43	0.00	0.00	48.69	993.70	8
9th FLOOR	1135.50	93.11	1042.39	19.26	29.43	0.00	0.00	48.69	993.70	8
10th FLOOR	1135.50	93.11	1042.39	19.26	29.43	0.00	0.00	48.69	993.70	8
11th FLOOR	1135.50	93.11	1042.39	19.26	29.43	0.00	0.00	48.69	993.70	8
12th FLOOR	1135.50	93.11	1042.39	19.26	29.43	0.00	0.00	48.69	993.70	8
13th FLOOR	1135.50	93.11	1042.39	19.26	29.43	0.00	0.00	48.69	993.70	8
14th FLOOR	1135.50	93.11	1042.39	19.26	29.43	0.00	0.00	48.69	993.70	8
15th FLOOR	1135.50	93.11	1042.39	19.26	29.43	0.00	0.00	48.69	993.70	8
16th FLOOR	1135.50	93.11	1042.39	19.26	29.43	0.00	0.00	48.69	993.70	8
17th FLOOR	1135.50	93.11	1042.39	19.26	29.43	0.00	92.43	141.12	901.27	7
18th FLOOR	1135.50	93.11	1042.39	19.26	29.43	0.00	0.00	48.69	993.70	8
19th FLOOR	1135.50	93.11	1042.39	19.26	29.43	0.00	0.00	48.69	993.70	8
20th FLOOR	1135.50	93.11	1042.39	19.26	29.43	0.00	0.00	48.69	993.70	8
21st FLOOR	1135.50	93.11	1042.39	19.26	29.43	0.00	0.00	48.69	993.70	8
22nd FLOOR	1135.50	93.11	1042.39	19.26	29.43	0.00	0.00	48.69	993.70	8
23rd FLOOR	1135.50	93.11	1042.39	19.26	29.43	0.00	92.43	141.12	901.27	7
24th FLOOR	1135.50	93.11	1042.39	19.26	29.43	0.00	0.00	48.69	993.70	8
25th FLOOR	1135.50	93.11	1042.39	19.26	29.43	0.00	0.00	48.69	993.70	8
26th FLOOR	1135.50	93.11	1042.39	19.26	29.43	0.00	0.00	48.69	993.70	8
TERRACE FLOOR	109.25	0.00	109.25	0.00	0.00	0.00	0.00	109.25	0.00	0
TOTAL	28496.75	2327.75	26169.00					1511.36	24657.64	198

AREA STATEMENT IN SMT (Tower - B Apartment)

FLOORS	GROSS AREA	DEDUCTION AREA	BUILTUP AREA	NON FAR AREA LIFT	STAIRS	PARKING	SERVICE	TOTAL	NET FAR AREA	NO.OF UNITS
2nd FLOOR	1135.50	93.11	1042.39	19.26	29.43	0.00	0.00	48.69	993.70	8
3rd FLOOR	1135.50	93.11	1042.39	19.26	29.43	0.00	0.00	48.69	993.70	8
4th FLOOR	1135.50	93.11	1042.39	19.26	29.43	0.00	0.00	48.69	993.70	8
5th FLOOR	1135.50	93.11	1042.39	19.26	29.43	0.00	0.00	48.69	993.70	8
6th FLOOR	1135.50	93.11	1042.39	19.26	29.43	0.00	0.00	48.69	993.70	8
7th FLOOR	1135.50	93.11	1042.39	19.26	29.43	0.00	0.00	48.69	993.70	8
8th FLOOR	1135.50	93.11	1042.39	19.26	29.43	0.00	0.00	48.69	993.70	8
9th FLOOR	1135.50	93.11	1042.39	19.26	29.43	0.00	0.00	48.69	993.70	8
10th FLOOR	1135.50	93.11	1042.39	19.26	29.43	0.00	0.00	48.69	993.70	8
11th FLOOR	1135.50	93.11	1042.39	19.26	29.43	0.00	0.00	48.69	993.70	8
12th FLOOR	1135.50	93.11	1042.39	19.26	29.43	0.00	0.00	48.69	993.70	8
13th FLOOR	1135.50	93.11	1042.39	19.26	29.43	0.00	0.00	48.69	993.70	8
14th FLOOR	1135.50	93.11	1042.39	19.26	29.43	0.00	0.00	48.69	993.70	8
15th FLOOR	1135.50	93.11	1042.39	19.26	29.43	0.00	0.00	48.69	993.70	8
16th FLOOR	1135.50	93.11	1042.39	19.26	29.43	0.00	0.00	48.69	993.70	8
17th FLOOR	1135.50	93.11	1042.39	19.26	29.43	0.00	92.43	141.12	901.27	7
18th FLOOR	1135.50	93.11	1042.39	19.26	29.43	0.00	0.00	48.69	993.70	8
19th FLOOR	1135.50	93.11	1042.39	19.26	29.43	0.00	0.00	48.69	993.70	8
20th FLOOR	1135.50	93.11	1042.39	19.26	29.43	0.00	0.00	48.69	993.70	8
21st FLOOR	1135.50	93.11	1042.39	19.26	29.43	0.00	0.00	48.69	993.70	8
22nd FLOOR	1135.50	93.11	1042.39	19.26	29.43	0.00	0.00	48.69	993.70	8
23rd FLOOR	1135.50	93.11	1042.39	19.26	29.43	0.00	92.43	141.12	901.27	7
24th FLOOR	1135.50	93.11	1042.39	19.26	29.43	0.00	0.00	48.69	993.70	8
25th FLOOR	1135.50	93.11	1042.39	19.26	29.43	0.00	0.00	48.69	993.70	8
26th FLOOR	1135.50	93.11	1042.39	19.26	29.43	0.00	0.00	48.69	993.70	8
TERRACE FLOOR	109.25	0.00	109.25	0.00	0.00	0.00	0.00	109.25	0.00	0
TOTAL	28496.75	2327.75	26169.00					1511.36	24657.64	198

AREA STATEMENT IN SMT (Tower -C Apartment)

FLOORS	GROSS AREA	DEDUCTION AREA	BUILTUP AREA	NON FAR AREA LIFT	STAIRS	PARKING	SERVICE	TOTAL	NET FAR AREA	NO.OF UNITS
2nd FLOOR	792.91	6.75	786.16	15.05	29.54	0.00	0.00	44.59	741.57	12
3rd FLOOR	792.91	6.75	786.16	15.05	29.54	0.00	0.00	44.59	741.57	12
4th FLOOR	792.91	6.75	786.16	15.05	29.54	0.00	0.00	44.59	741.57	12
5th FLOOR	792.91	6.75	786.16	15.05	29.54	0.00	0.00	44.59	741.57	12
6th FLOOR	792.91	6.75	786.16	15.05	29.54	0.00	0.00	44.59	741.57	12
7th FLOOR	792.91	6.75	786.16	15.05	29.54	0.00	0.00	44.59	741.57	12
8th FLOOR	792.91	6.75	786.16	15.05	29.54	0.00	0.00	44.59	741.57	12
9th FLOOR	792.91	6.75	786.16	15.05	29.54	0.00	0.00	44.59	741.57	12
10th FLOOR	792.91	6.75	786.16	15.05	29.54	0.00	0.00	44.59	741.57	12
11th FLOOR	792.91	6.75	786.16	15.05	29.54	0.00	0.00	44.59	741.57	12
12th FLOOR	792.91	6.75	786.16	15.05	29.54	0.00	0.00	44.59	741.57	12
13th FLOOR	792.91	6.75	786.16	15.05	29.54	0.00	0.00	44.59	741.57	12
14th FLOOR	792.91	6.75	786.16	15.05	29.54	0.00	0.00	44.59	741.57	12
15th FLOOR	792.91	6.75	786.16	15.05